


Chapter 5: Administration

- [Administrator access](#)
- [General settings](#)

Administrator access



How do I access the admin module?

You can access the administrator module by clicking the gear icon on the far right of the menu or at the bottom of the menu bar (also on the right) by clicking the link "Click to switch to expert mode."

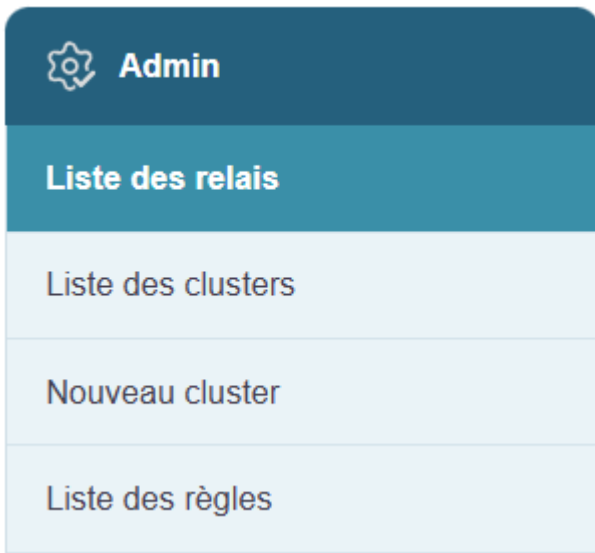
What is the Administration module used for?

The Administration module allows users with administrator privileges to manage the advanced settings of the Medulla system. It includes the tools necessary for system configuration and application customization.



[For more information, visit our website:medulla-tech.io](https://medulla-tech.io)

General settings



The administration interface is organized as follows to manage various settings:

- List of relays
- List of clusters
- New cluster
- List of rules










List of relays

contains the list of relays currently configured in the system. A **relay** is an intermediary component that allows XMPP messages to be routed between different servers or clusters. The list of relays contains various pieces of information (relay name, identifier, relay type: public or private, etc.). This helps us see which relays are in place and allows us to monitor or diagnose these components.

Liste des relais

Search...

Elements 1 à 2 - Total 2




NOM DU RELAIS	JID	NOM DU CLUSTER	TOTAL MACHINES	NON-INVENTORIÉES	ACTIONS
 int	rspulse@pulse/mainrelay	Medulla-514ecc03d8244929f8553eefb11...	1	1	  <input type="checkbox"/>       
 int-ars01	rsint-ars01@int-ars01/bc2411abc652	Medulla-514ecc03d8244929f8553eefb11...	1	1	  <input type="checkbox"/>       

A cluster is a group of servers, so the **list of clusters displays** the list of server groups and contains information about these groups (name, descriptions, associated relays, or actions performed). This allows us to better organize the network structure and manage communications between servers.

Liste des clusters

× Rechercher

Elements 1 à 2 - Total 2

NOM DU CLUSTER	DESCRIPTION	RELAIS ASSOCIES	ACTIONS
ars_pulse	primary cluster	0	 
Medulla-514ecc03d8244929f8553eefb11ab038	Medulla	2	 

New Cluster

allows you to create a new cluster by entering its name, description, and the relays that are internal or external to the cluster.

Nouveau cluster

Nom du cluster

Description

Relais en dehors du cluster

int

int-ars01

Relais à l'intérieur du cluster

|→

←|







































Validate

Rules

is the option that allows you to choose which relays will be used, the priority level of the rule, as well as the dependencies between them; this section also allows you to create new rules.

Liste des règles

Elements 1 à 10 - Total 10

RÈGLE	DESCRIPTION	NIVEAU	RÈGLES ASSOCIÉES	ACTIONS
orgADmach	Chooses ARS based on AD machines OUs	1	0	  
orgADuser	Chooses ARS based on AD users OUs	2	0	   
user	Chooses ARS based on user	3	0	   
hostname	Chooses ARS based on hostname	4	0	   
subnet	Chooses ARS in same subnet	5	0	   
geoposition	Chooses ARS based on best location	6	0	   
default	Use default ARS	7	0	   
load balancer	Chooses the least used ARS	8	0	   
networkaddress	Chooses ARS based on network address	9	0	   
netmaskchoose	Chooses ARS based on netmask	10	0	  

For more information, visit our website:<https://medulla-tech.io>