



Software deployment

Once you have created a package in Medulla (doc: [Create a package](#)), you can deploy it to any computer.

Go to the Computer > Deployment view (quick action)  OR, on a computer group, Deployment (quick action).


The list of packages available for deployment is displayed, along with a "  " button to start deploying the package:



The screenshot shows the Medulla interface for a computer group named "Contrôle sécurisé du client pc-win10pro-1". On the left is a sidebar with navigation options like "Ordinateurs", "Tous les ordinateurs", and "Ajouter un groupe". The main area displays a table of available packages for deployment. Each row includes the package name, description, version, size, and a set of action icons (gear and play button).

| NOM DU PACKAGE | DESCRIPTION | VERSION | TAILLE | ACTIONS |
|-----------------------------------|--|---------|----------|---|
| 7zip | | 25.01 | 1.57 Mb |   |
| 7zip | | 26.00 | 1.56 Mb |   |
| Medulla Agent v5.4.6 | XMPP Agent for machines managed by Medulla | 5.4.6 | 0.42 Mb |   |
| Medulla Extract Drivers | Extract 3rd party drivers and trusted publisher certificates | 1.0.0 | 0.38 Mb |   |
| Notepad++ | | 8.9.1 | 6.57 Mb |   |
| Notepad++ | | 8.9.2 | 6.56 Mb |   |
| uninstall KB5031539 for x64-based | A security or compatibility issue has been identified with a Microsoft soft... | 0.1 | 0.01 Mb |   |
| vlc | | 3.0.21 | 42.87 Mb |   |
| vnc | | 2.8.85 | 2.42 Mb |   |

The deployment will start immediately and be available in the Audit view: [Audit](#)

The "  " button allows you to customize the deployment launch:

- Ordinateurs
- Tous les ordinateurs
- Tous les ordinateurs glpi
- Groupes favoris
- Tous les groupes
- Ajouter un groupe
- Réveil réseau
- Liste des machines non-inventoriées
- Alertes de monitoring
- Action Rapide personnalisée

Contrôle sécurisé du client pc-win10pro-1

Lancer une action

Lancement avancé sur poste : action "7zip (25.01) - 2026/03/18 13:57:21" sur "pc-win10pro-1"

Nom de la commande

La commande doit commencer après

La commande doit s'arrêter avant

Intervalle de déploiement Exemple: pendant le repas et la nuit (format 24h): 12-14,20-24,0-8

Limitation de la bande passante (ko)

Paramètres dynamiques

Redémarrage nécessaire

Arrêt requis

Retarder l'installation

Priorité de la file d'attente

To launch a positive convergence, go here: [Positive Convergence](#)

To launch a negative convergence, go here: [Negative convergence](#)

Revision #1

Created 2026-04-30 08:15:01 UTC by Adrien Thaissen

Updated 2026-04-30 08:15:02 UTC by Adrien Thaissen